
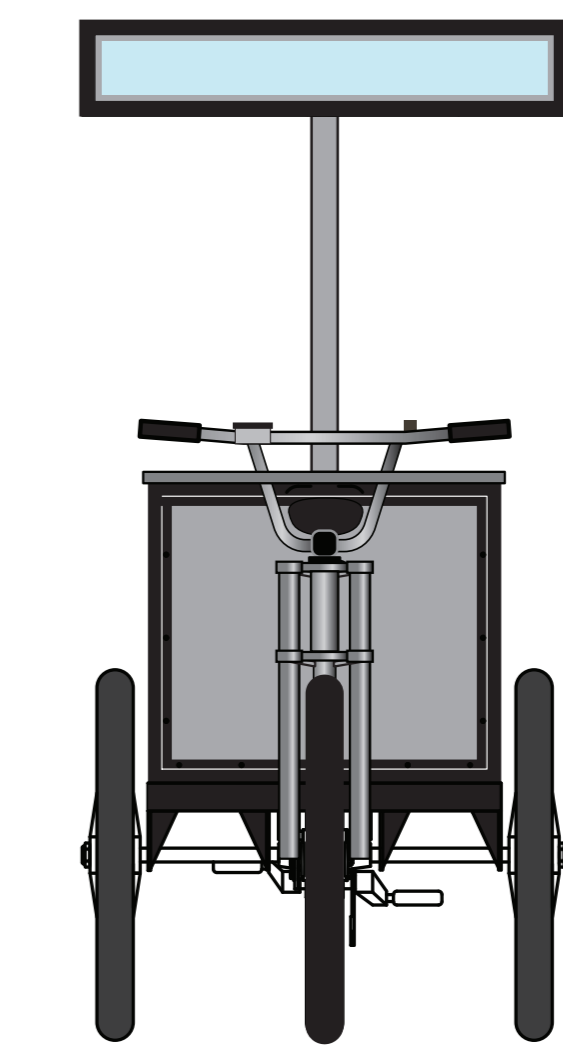




Venture 350 Awning

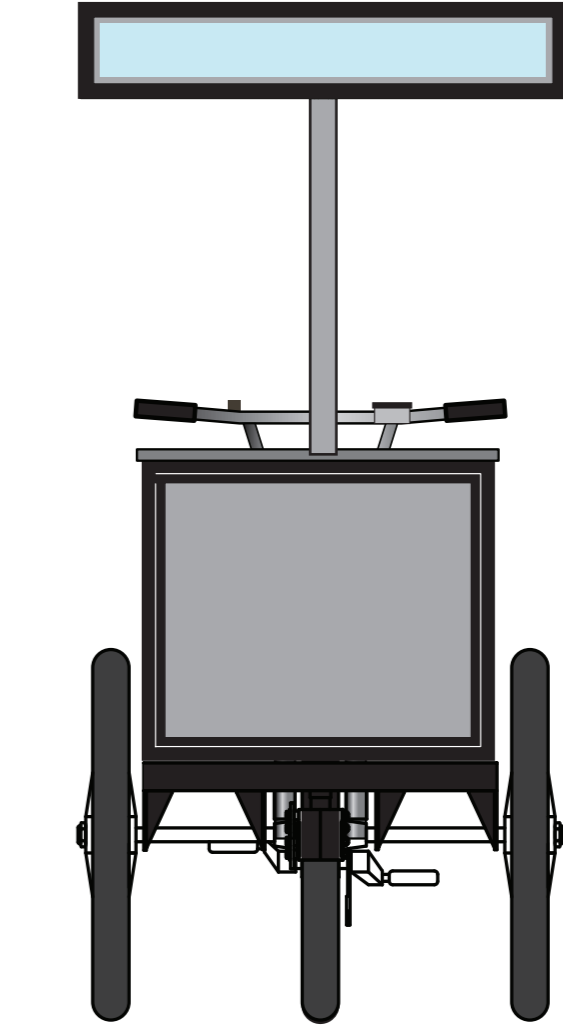
Front Panel E

Right Panel G



Rear Panel F

Left Panel H



Polycarbonate panel rivet attachment points

Venture 350 AWN Front Panel E

LIVE area:
32.875" wide x 5.875" tall
This edge will be the final edge of the decal *after* installation.
(Light blue area)

BLEED area:
34" wide x 7" tall
This edge will be the final EDGE of the decal *before* installation.
(Light magenta area)

Polycarbonate panel rivet attachment points

Venture 350 AWN Rear Panel F

LIVE area:
32.875" wide x 5.875" tall
This edge will be the final edge of the decal *after* installation.
(Light blue area)

BLEED area:
34" wide x 7" tall
This edge will be the final EDGE of the decal *before* installation.
(Light magenta area)

Polycarbonate panel rivet attachment points

Venture 350 AWN Right Panel G

LIVE area:
32.875" wide x 5.875" tall
This edge will be the final edge of the decal *after* installation.
(Light blue area)

BLEED area:
34" wide x 7" tall
This edge will be the final EDGE of the decal *before* installation.
(Light magenta area)

Polycarbonate panel rivet attachment points

Venture 350 AWN Left Panel H

LIVE area:
32.875" wide x 5.875" tall
This edge will be the final edge of the decal *after* installation.
(Light blue area)

BLEED area:
34" wide x 7" tall
This edge will be the final EDGE of the decal *before* installation.
(Light magenta area)